

DMS-1181 Series

DeltaMax™ Low-Frequency Full-Range Electronically Controlled Sound Reinforcement System

- EVX-180A woofer
- Superior linear excursion capability
- Frontal dimensions equal to DMS-1152/64
- 36-100 Hz operating range
- Full flying capability

Description

The Electro-Voice DMS-1181 subwoofer loudspeaker system is part of the DeltaMax™ series and is intended for high-level sound reinforcement for fixed-installation and touring-sound applications. The DMS-1181 is a single 18-inch loudspeaker system designed to be used with the dedicated DMC-2181X analog electronic controller as well as the Dx34 digital crossover system. These units all provide frequency division, time delay and equalization, and are appropriate for use with these subwoofers in connection with other full-range DeltaMax™ series products.

The DMS-1181 is a vented-box design that utilizes a single EVX-180A subwoofer. This subwoofer features a 102-mm (4-inch) voice coil and an extremely high X_{MAX} (maximum linear excursion) for very-high sound-pressure levels at very-low frequencies.

The DMS-1181 enclosure is constructed of 18-mm, 13-ply, birch plywood and is available in a black textured-paint finish (DMS-1181P). The system is a compact rectangular shape and includes a unique protective vinyl-clad steel grille. The optional flying version includes four full-track flying points (two on the top and two on the bottom) (DMS-1181PF).

Applications

The DMS-1181 loudspeaker system is an ideal choice for any professional installation or touring application where accurate low-frequency sound reproduction at high sound pressure levels is required. In combination with the DeltaMax™ electronic control units (listed in this data sheet), the system will produce maximum fidelity, extended bandwidth, and reliability. The DMS-1181 and its controllers offer subwoofer applications where high acoustic power is required from 36 Hz to 100 Hz. The DMS-1181 is designed specifically to be used in conjunction with the full-range DeltaMax™ systems (such as DMS-1122/85, DMS-1152/64 and DMS-1183/64).

Power-Handling Test

Electro-Voice components and systems are manufactured to exacting standards to ensure reliability in continuous use in arduous real-life conditions. Besides utilizing industry-standard power tests, extreme in-house power tests which push the performance boundaries of the loudspeakers are also performed for an extra measure of reliability. The DMS-1181 systems are rated per ANSI/EIA RS-426-A 1980 Loud-

speaker Power Rating, Full Range Test, which uses a shaped random-noise signal to simulate typical music to test the mechanical and thermal capabilities of the loudspeakers. Specifically, the DMS-1181 passes the ANSI/EIA RS-426-A power test with the following test parameters:

$P_{E(MAX)}$:	600 watts
Test Voltages:	58.7 volts rms
	117.4 volts peak
$R_{SR}(1.15 R_E)$:	5.75 ohms

Crossover, Equalization and Time Delay Controller

The DMS-1181 speaker system and its variants are designed as part of an integrated package that utilizes any of the following controllers: the DMC-2181X, or the Electro-Voice Dx34 digital electronic crossover system. Optimal performance of the DMS-1181 speaker system can only be assured when using the above-referenced controllers. All controllers used with the DMS-1181 feature an 80-Hz crossover frequency utilizing 24-dB-per-octave Linkwitz-Riley filters. The protection circuitry in the DMC-2181X controller ensures maximum reliability and functionality.

DeltaMax™ DMS-1181 Loudspeaker System

Electrical Connection and System Wiring

Electrical connections to the DMS-1181 are made on the back of the enclosure via a 4-pin connector. There are two connectors on the input panel to allow paralleling of other DMS-1181 systems. The Speakon® NL4MPR is used for both connections. The pin assignments are as follows:

- Pin 1+: LF(+)
- Pin 1-: LF(-)
- Pin 2+: No Connection
- Pin 2-: No Connection

The wiring diagram of the loudspeaker system is shown in Figure 7. The electrical impedance is shown in Figure 6.

Amplifier Requirements

Power amplifiers with the following ratings are recommended for use with the DMS-1181 speaker systems: 600-1,200 watts continuous into 8 ohms.

DMS-1181 speakers may be paralleled only with other DMS-1181 speakers if the amplifier is capable of delivering full power at the lower impedances. The use of amplifiers with lower power ratings is acceptable; however, the full-power capabilities of the DMS speakers will not be realized. The use of amplifiers with significantly higher power ratings will generate maximum dynamic range and fidelity, but care must be utilized for longer duration signals, as mechanical and thermal damage is possible in the system. See owner's manuals on various controllers for appropriate settings.

Flying the DMS Systems

A manual entitled the *DMS Flying Manual* is available from Electro-Voice and is included with each flying DMS loudspeaker system. A brief introductory overview is included here. The *DMS Flying Manual* should be consulted for complete structural specifications and detailed information on safely suspending and using the DMS systems.

The DMS-1181PF version of the DMS-1181 loudspeaker system includes flying hardware, a unique two-point flying system that permits a wide range of vertical angle ad-

justment, and offers maximum flexibility in array design for both touring sound and permanent installations. The quick-release, aircraft-rated heavy-duty L-track-type hardware design allows arrays of loudspeakers to be assembled (and disassembled) very quickly, and offers such flexibility in the vertical angling of cabinets that pull-up points are usually unnecessary. Furthermore, all of the flying DMS loudspeaker models include the same rigging hardware, allowing different models to be mixed as necessary throughout an array.

The working-load limit (for an 8:1 safety factor) for each rigging point on the DMS loudspeaker enclosure is 227 kg (500 lb) for a 0° pull angle and 170 kg (375 lb) for a 90° pull angle when used with the New Haven NH32101-2 double-stud fitting, and 113 kg (250 lb) when used with the New Haven NH8192-2S or Ancra 42546-10 single-stud fittings with locking pins. The working-load limit (for an 8:1 safety factor) for the overall enclosure is 340 kg (750 lb). (Consult the *DMS Flying Manual* for specific structural ratings and limitations.) The enclosures may be oriented with the rigging track on the side of the enclosure, or on the top and bottom, and may be daisy-chained together as long as the safety factor is 8:1 or greater and local regulations are met. For fire safety and additional structural strength in both flying orientations, top-to-bottom and side-to-side metal straps link the rigging track inside the enclosure. Electro-Voice offers a line of flying-hardware accessories for use with the DMS loudspeaker systems. Associated rigging is not the responsibility of Electro-Voice.

CAUTION: The DMS loudspeaker system should be suspended overhead only in accordance with the procedures and limitations specified in the *DMS Flying Manual* and manual update notices.

Field Replacement

The DMS-1181 was designed for expedient field service. Removing the woofer bolts allows the woofer to be easily removed. A woofer failure will require replacement of the entire driver.

The following replacement parts are avail-

able from Mark IV Audio Service in Buchanan, Michigan:

LF: (complete woofer): EV Part No. 818-2389.

Architects' and Engineers' Specifications

The loudspeaker system shall be a low-frequency system with performance controlled by the processors listed in this engineering data sheet. The loudspeaker system shall have a single 18-inch low-frequency woofer. The woofer shall have an 8-ohm, 4-inch-diameter voice coil constructed of aluminum wire, which shall be capable of handling a 600-watt shaped pink-noise signal with a 6-dB crest factor for 8 hours (as per ANSI/EIA RS-426A). The loudspeaker system shall have a sensitivity of 94.5 dB (1 watt at 1 meter).

The loudspeaker system shall have an enclosure constructed of 18-mm, 13-ply birch plywood and shall have a vinyl-clad steel grille. The loudspeaker dimensions shall be 759 mm (29.88 inches) high, by 450 mm (7.73 inches) wide and 759 mm (29.88 inches) deep and shall weigh 49.9 kg (110 lbs). The system shall include a two-point rigging system that will accept New Haven NH32102-2 double-stud ring fittings, or the New Haven NH8192-2S or Ancra 42546-10 single stud fittings.

The loudspeaker system shall be the Electro-Voice DMS-1181.

Warranty

Electro-Voice products are guaranteed against malfunction due to defects in materials or workmanship for a specified period, as noted in the individual product-line statement(s) below, or in the individual product data sheet or owner's manual, beginning with the date of original purchase. If such malfunction occurs during the specified period, the product will be repaired or replaced (at our option) without charge. The product will be returned to the customer prepaid.

Exclusions and Limitations: The Limited Warranty does not apply to: (a) exterior finish or appearance; (b) certain specific items described in the individual product-line statement(s) below, or in the individual product data sheet or owner's manual; (c) mal-

DeltaMax™ DMS-1181 Loudspeaker System

function resulting from use or operation of the product other than as specified in the product data sheet or owner's manual; (d) malfunction resulting from misuse or abuse of the product; or (e) malfunction occurring at any time after repairs have been made to the product by anyone other than Mark IV Audio Service or any of its authorized service representatives.

Obtaining Warranty Service: To obtain warranty service, a customer must deliver the product, prepaid, to Mark IV Audio Service or any of its authorized service representatives together with proof of purchase of the product in the form of a bill of sale or receipted invoice. A list of authorized service representatives is available from Mark IV Audio Service at 600 Cecil Street, Buchanan, MI 49107 (800/234-6831 or Fax 616/695-4743).

Incidental and Consequential Damages

Excluded: Product repair or replacement and return to the customer are the only remedies provided to the customer. Electro-Voice shall not be liable for any incidental or consequential damages including, without limitation, injury to persons or property or loss of use. Some states do not allow the exclusion or limitation of incidental or consequential damages so the above limitation or exclusion may not apply to you.

Other Rights: This warranty gives you specific legal rights, and you may also have other rights which vary from state to state.

Electro-Voice Speakers and Speaker Systems are guaranteed against malfunction due to defects in materials or workmanship for a period of five (5) years from the date of original purchase. The Limited Warranty does not apply to burned voice coils or malfunctions

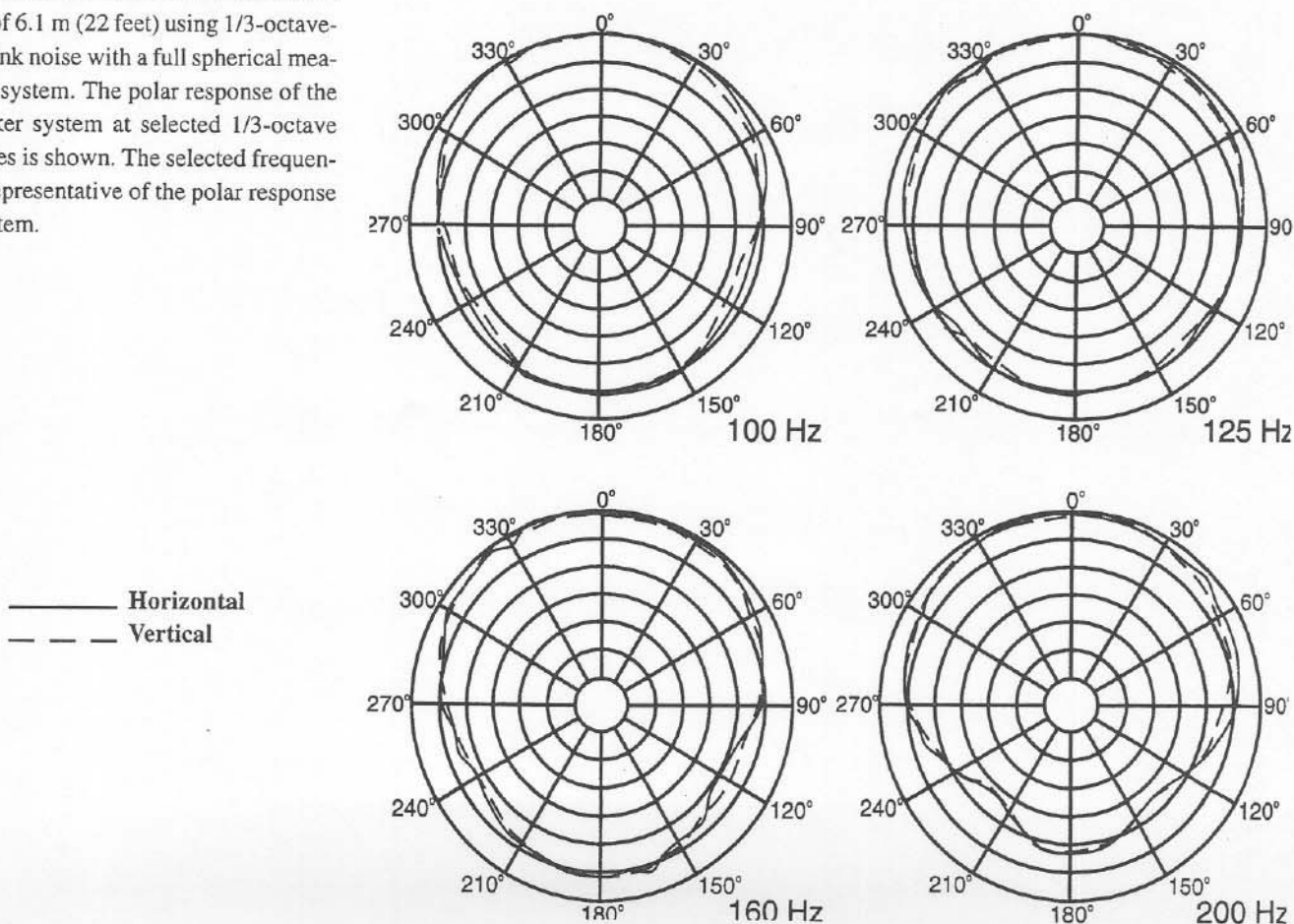
such as cone and/or coil damage resulting from improperly designed enclosures. Electro-Voice active electronics associated with the speaker systems are guaranteed for three (3) years from the date of original purchase. Additional details are included in the Uniform Limited Warranty statement.

Electro-Voice Accessories are guaranteed against malfunction due to defects in materials or workmanship for a period of one (1) year from the date of original purchase. Additional details are included in the Uniform Limited Warranty statement.

Electro-Voice Flying Hardware (including enclosure-mounted hardware and rigging accessories) is guaranteed against malfunction due to defects in materials or workmanship for a period of one (1) year from the date of original purchase. Additional details are included in the Uniform Limited Warranty statement.

Figure 1— Polar Response

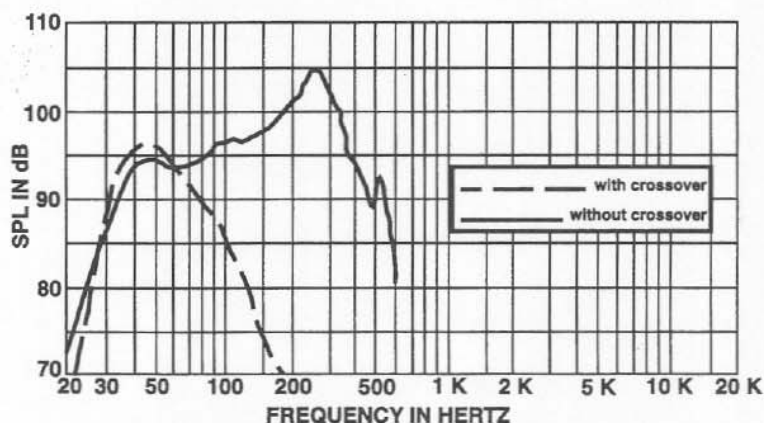
The directional response of the system was measured in an anechoic environment at a distance of 6.1 m (22 feet) using 1/3-octave-filtered pink noise with a full spherical measurement system. The polar response of the loudspeaker system at selected 1/3-octave frequencies is shown. The selected frequencies are representative of the polar response of the system.



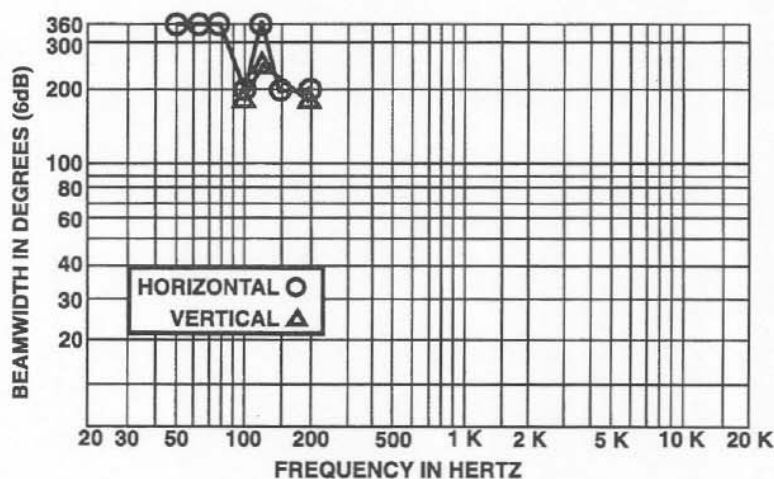
DeltaMax™ DMS-1181 Loudspeaker System

Figure 2— Frequency Response

The frequency response of the system was measured on axis in the farfield in an anechoic environment using a swept sine-wave signal. The Dx34 digital electronic unit was used to provide the necessary crossover filters, equalization and time delay. One watt of power (2.83 volts rms at 60 Hz) was applied to the midband of the loudspeaker. The sound-pressure level was normalized for an equivalent one meter distance.

**Figure 3— Beamwidth**

The beamwidth of the system, (i.e., the included horizontal and vertical coverage angles at the 6-dB down point) was measured with a full spherical measurement system as described in "Polar Response."

**Figure 4— Directivity**

The directivity index, D_i , and directivity factor, $R_0(Q)$, of the system were measured with a full spherical measurement system as described for the "Polar Response."

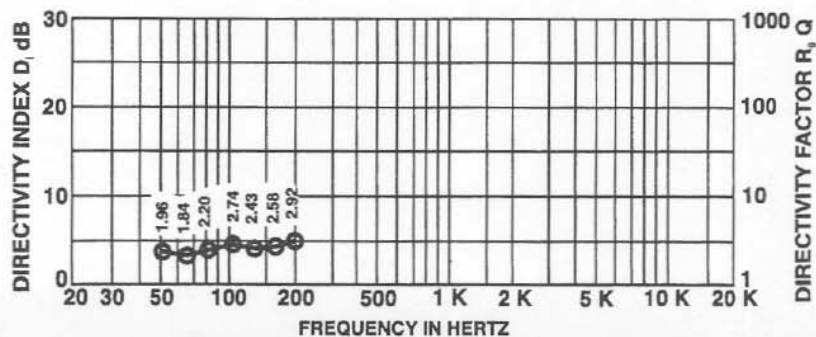


Figure 5— Distortion

Distortion for the system was measured on axis in the farfield in an anechoic environment with an input signal that would result in a sound-pressure level of 115 dB at one meter. The Dx34 digital electronic unit was used to provide the necessary crossover filters, equalization and time delay. The sound-pressure level was normalized for an equivalent one-meter distance. Plots of second and third harmonic distortion are shown referenced to the fundamental.

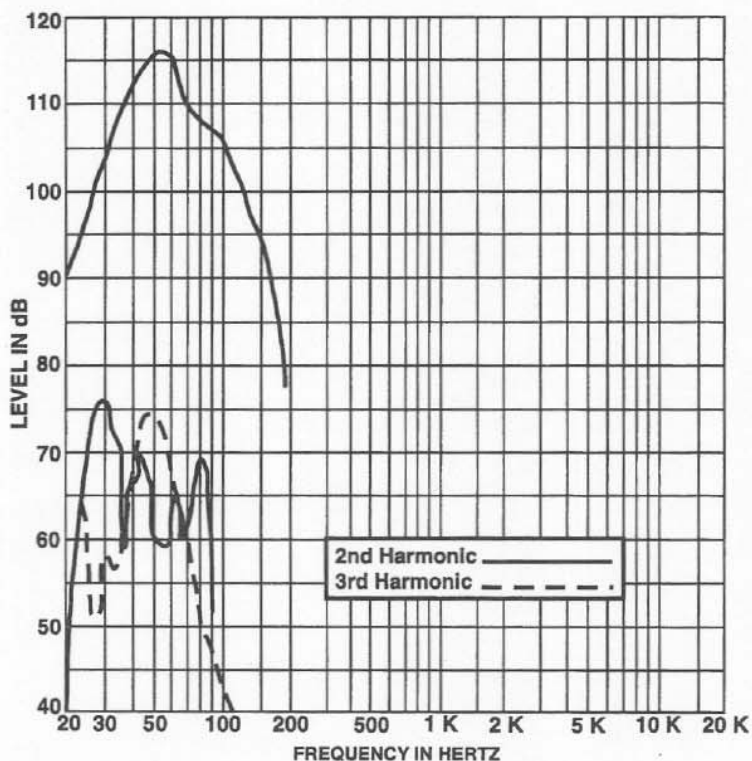


Figure 6— Impedance

The impedance of each frequency band of the system was measured in an anechoic environment.

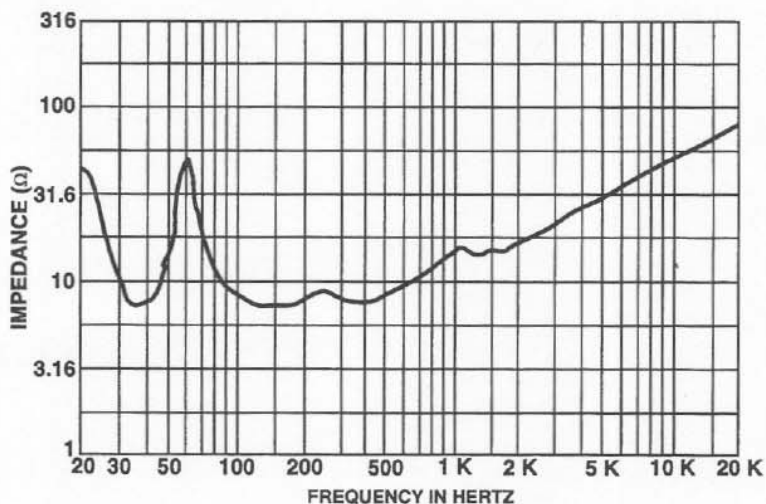
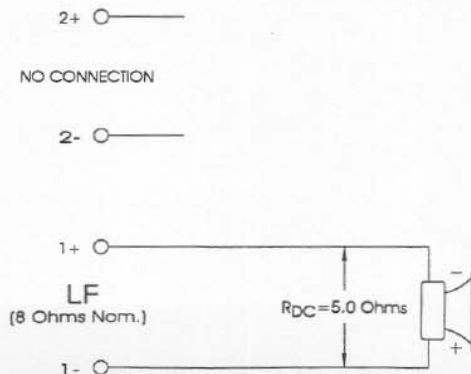


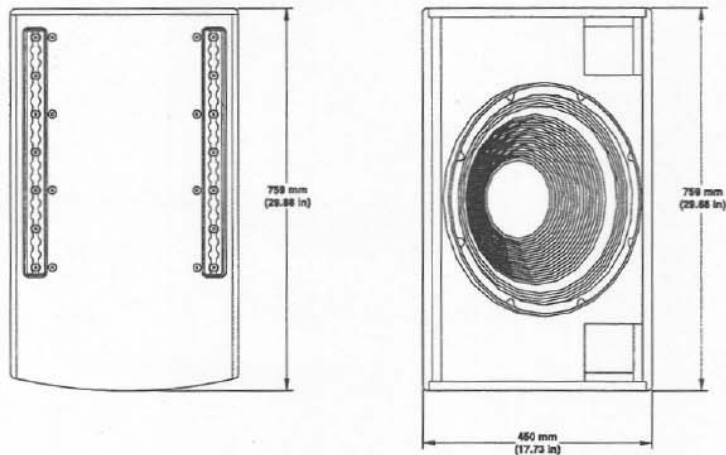
Figure 7— Wiring Diagram

The wiring diagram of the system is shown.



DeltaMax™ DMS-1181 Loudspeaker System

Figure 8—Dimensions



Specifications

Frequency Response (measured in far field, with and without crossover and equalization, calculated to one meter on axis, swept sine wave, one watt into system – 2.83 V at 60 Hz, anechoic environment; see Figure 2):

37-200 Hz

Crossover Frequency:

80 Hz

Efficiency, LF/HF:

3.4 %

Maximum Long-Term-Average Power-Handling Capacity (per ANSI/EIA RS-426-A 1980), LF/HF:

600 watts

Maximum Long-Term-Average Midband Acoustic Output, LF/HF:

20 acoustic watts

Sensitivity (SPL at one meter, indicated input power, anechoic environment, average level), LF/HF,

1 watt:

94.5 dB

600 watts:

122.0 dB

Beamwidth (angle included by 6-dB-down points on polar responses, indicated one-third-octave bands of pink noise; see Figures 1 and 3),

Horizontal, 63-100 Hz:

305° (+55°, -105°)

Vertical, 63-100 Hz:

300° (+60°, -105°)

Directivity Factor, $R_0(Q)$, 63-100 Hz Average (see Figure 4):

2.3 (+0.5, -0.4)

Directivity Index, D_0 , 63-100 Hz Average (see Figure 4):

3.5 dB (+0.9 dB, -0.8 dB)

Distortion (115 dB SPL at one meter, shaped spectrum; see Figure 5),

Second Harmonic,

40 Hz:

1.3 %

80 Hz:

1.0 %

Third Harmonic,

40 Hz:

1.3 %

80 Hz:

0.6 %

Transducer Complement:

EVX-180A 18-in. woofer

Impedance (see Figure 6),

Nominal:

8 ohms

Minimum:

6.5 ohms

Input Connections:

Two Neutrik NL4MPR Speakon® connectors paralleled

Recommended Amplifier Power:

600-1,200 watts

Enclosure Construction,

Enclosure Shell:

18-mm, 13-ply birch plywood

Finish:

Black textured paint

Grille:

Vinyl-coated steel with foam

Rigging (DMS-1181PF only):

Two-point, heavy-duty, L-track system, accepts New Haven NH32102-2 double-stud fittings, or New Haven NH8192-2S or Ancra 42546-10 single-stud fittings with safety pins

Dimensions,

Height:

759 mm (29.88 in.)

Width:

450 mm (17.73 in.)

Depth:

759 mm (29.88 in.)

Net Weight:

49.9 kg (110 lb)

Shipping Weight:

52.6 kg (116 lb)

Electro-Voice®

600 Cecil Street, Buchanan, MI 49107

SPEAKERS—MT and DeltaMax™

800/234-6831, 616/695-6831, Fax 616/695-1304

Part Number 533508—9630